

CLADDING LAMELLA GROOVE 10



Create a grooved surface with Lamella groove 10 for ventilated steel and aluminium facade systems.

BE INSPIRED!

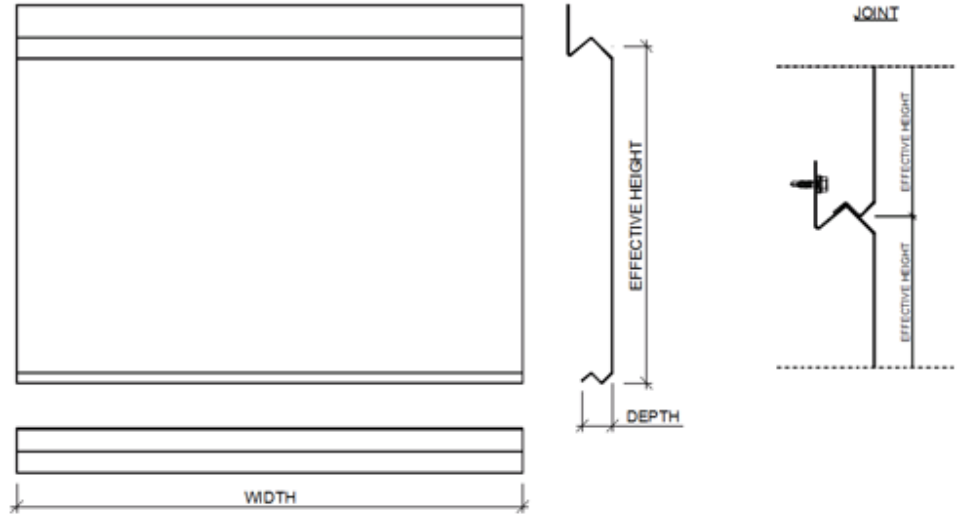
Experience the shape and the detail on the finished facade surface. Energise your facade with Liberta solar panels. Visualise the materials and colours in different lighting, and from various perspectives, with the Ruukki Design Palette Visualiser.

Ruukki® emotion

Available also with perforation and backlighting.

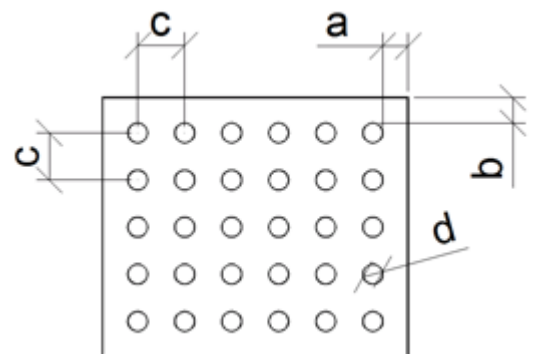
The information on our website is accurate to the best of our knowledge and understanding. Although every effort has been made to ensure accuracy, the company cannot accept any responsibility for any direct or indirect damages resulting from possible errors or incorrect application of the information of this publication. We reserve the right to make changes.

PROPERTIES



Model name	Cladding Lamella Groove 10
Fastening style	Hidden fix
Starting fillet	Required
Effective height	standard 300 mm (150 - 300 mm)
Width	150 - 3000 mm
Depth	40 mm

PERFORATION LAYOUT



Dimension/hole	mm
----------------	----

a	≥10
b	≥10
c	d+15, d+25, d+30
d	12, 16, 20, 30

Symmetrical perforation: Fully perforated in symmetrical square layout. Only 1 hole size (d) and distance (a, b, c) per product.

Art perforation: Fully or partly perforated in freely chosen locations. All hole sizes (d) and distances (c) available per product.

MATERIALS

Material	Material thickness (mm)	Weight (kg/m ²)	Surface treatment	Available with perforation	Stock material	Reaction to fire
Steel	1.2	13.1	Hiarc	-	x	A1
	1.2	13.1	Powder coating	x	x	A2 - s1, d0
Aluminium	1.5	5.73	Powder coating	x	-	-
	1.5	5.73	PVDF coating	-	-	-
Rheinzink	1.0	7.2	Pre-patinated (no coating)	x	-	A1
Copper, Brass & Bronze	1.0		Pre-patinated (no coating)	x	-	A1
	1.5		Pre-patinated (no coating)	x	-	A1
Aluminium (Brushed design)	1.5	5.1	Brushed with (semi) transparent coating	x	-	-
Aluminium (Pattern-painted)	1.5	5.1	Painted (multilayer coating)	x	-	-
Stainless steel	1.0	8.0	Natural matt, bead blasted finish + oxidizing (steel grade 304, 316)	x	-	A1

	1.0	8.0	Embossed pattern, oxidizing + brushed finish (steel grade 304, 316)	-	-	A1
	1.0	8.0	Natural matt, brushed finish (4N) (steel grade 304, 316)	x	-	A1

COLOURS & COATINGS


COATINGS

Colour chart	Coating	Colour
Standard	HIARC	RR20, RR21, RR23, RR40, RR41, RR42, RR43
	HIARC Matt	RR40, RR41, RR45
Colourful	HIARC & Powder paint	RR11, RR22, RR24, RR26, RR29, RR30, RR31, RR32, RR33, RR34, RR35, RR36, RR37, RR44, RR45, RR750
	Powder paint	RAL 2000, RAL 2001, RAL 3003, RAL 6019, RAL 6027, RAL 9010
Unique	HIARC & Powder paint	RAL and NCS colours available by request

Also other coating types (e.g. anti-graffiti) are available upon request (non-stock material).

Minimum order sizes:


- Standard chart: No limitations
- Colourful & unique chart: HIARC 900m²; Powder paint 100m²




RR23 DARK GREY




RR 11 SPRUCE GREEN




RR20 WHITE




RR21 LIGHT GREY




RR22 GREY




RR24 LIGHT YELLOW




RR26 YELLOW



RR29 RED



RR30 LIGHT BROWN




RR31 BROWN




RR32 DARK BROWN




RR33 BLACK




RR34 LIGHT BLUE



RR35 BLUE



RR36 LIGHT GREEN



RR37 GREEN



RR40 SILVER MATT



RR41 DARK SILVER MATT



RR42 GOLD



RR43 COPPER



RR44 METALLIC BLUE



RR45 METALLIC GRAPHITE



RR750 TILE RED

ACCESSORIES

Facade cladding system, completed with flashings, fasteners and support studs, provides a fully finished facade, as well as quick and easy installation.



07 JUN, 2017

EN_Cladding_Accessories_08_2017

PDF, 2.56 MB

DESIGN TOOLS

DESIGN SOFTWARE AND BIM OBJECTS

To make both architectural and structural design work easier, with accurate product information in 3D form, we offer a selection of CAD / BIM -objects and software tools, to be downloaded from the Software Toolbox portal.

READY MODELLED BIM OBJECTS

[Download objects for ArchiCAD](#)

[Download objects for Revit](#)

DETAIL DRAWINGS (.DWG)



06 MAY, 2016

Ruukki_cladding_lamellas_detail_drawings_DWG
ZIP, 5.22 MB

DETAIL DRAWINGS (.PDF)



06 MAY, 2016

Ruukki_cladding_lamellas_design_manuals_PDF
ZIP, 1.13 MB



06 MAY, 2016

Ruukki_cladding_lamellas_detail_drawings_PDF
ZIP, 19.57 MB

INSTRUCTIONS

ORDER FORMS



06 MAY, 2016

Ruukki_cladding_lamellas_order_forms_XLS_31072018
ZIP, 7.54 MB

ASSEMBLY INSTRUCTIONS

Assembly instructions document includes information about:

- Packing
- Transportation and unloading
- Storing
- Assembling.

TOLERANCES



15 JUN, 2016

Facade cladding installation and base tolerances_24_11_2016
PDF, 96.03 KB

MAINTENANCE INSTRUCTIONS

Maintenance instructions document contains information about:

- Washing
- Painting



06 MAY, 2016

Ruukki colour coated steel - Maintenance instructions

PDF, 600.37 KB



06 MAY, 2016

Ruukki powder coated facade claddings - Maintenance instructions

PDF, 602.18 KB

CERTIFICATES & APPROVALS

DECLARATION OF PERFORMANCE



06 MAY, 2016

Declaration of Performance 25/PP/PAR - Cladding products

PDF, 56.68 KB